

Q4X Series



Versatile, Rugged Laser Distance Sensor

- Housing rated to IP69K with FDA-grade stainless steel
- Discrete, Analog, IO-Link outputs available
- Precise measurement up to 610 mm
- Reliably detects opaque and transparent objects

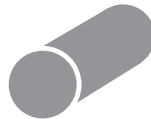


Easy-to-Use. Problem Solver.

Reliable, durable sensor that solves even the most challenging applications.



Challenging Targets



Round



Uneven



Shiny or metal



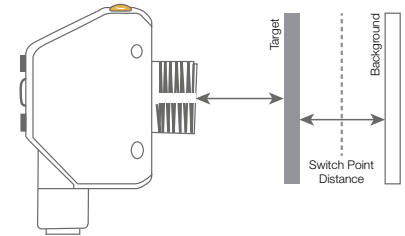
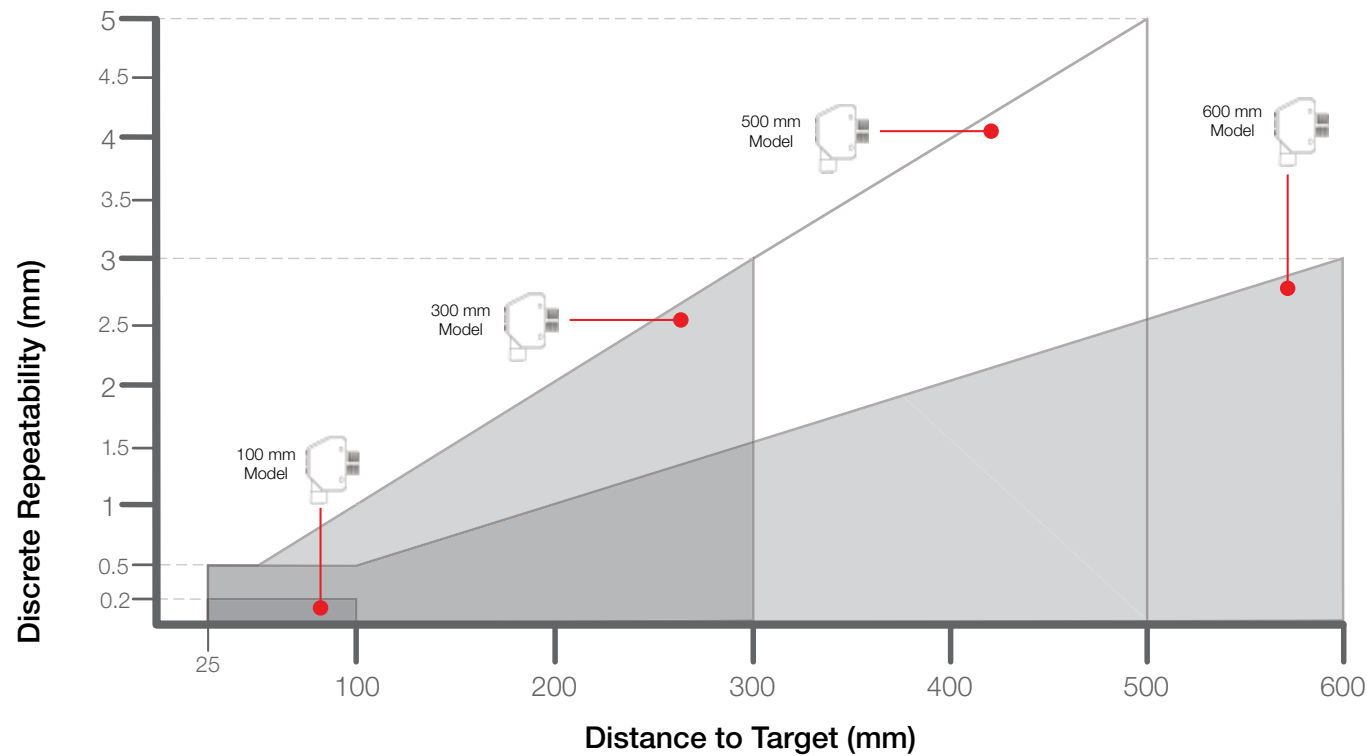
Dark surface



Clear

Dynamically adjusted laser power increases output for dark targets or objects at steep or uneven angles, while reducing power for shiny targets, providing accurate measurements across a wide range of challenging targets.

Distance: Precision Measurement and Detection Regardless of Target

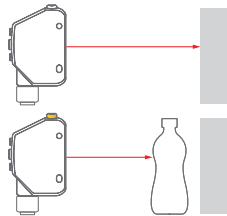


Minimum object detection size for challenging targets (6% reflectivity) at close range.

Q4X...100 / 110	0.5 mm
Q4X...300 / 310	1 mm
Q4X...500	1 mm
Q4X...600 / 610	1 mm


Dual mode: Distance with Intensity to Detect Any Change

Clear Object Detection



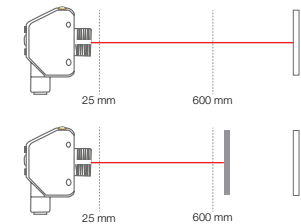
Reliably detects transparent objects without the need of a retro reflector.

Contrast



Detects intensity changes due to variation in surface finish, tone, or lightness.

Extended Range Presence/Absence



Teach reference to detect changes in contrast, even past the maximum measuring range.

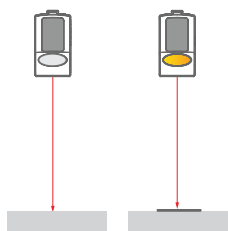
Presence and Absence

Application Challenge

The presence of candy bars on a conveyor must be verified to trigger down the line processes. The candy bars can vary in size, shape, texture, and color consistency, complicating detection. At times there is little contrast between the candy bars and the conveyor, further complicating detection.

Application Solution

A Q4X measures the distance from the face of the sensor to the conveyor. Capable of detecting sub-millimeter changes in distance, the Q4X easily detects the slight variations in height that indicate the presence of a candy bar on the conveyor. The sensor has an FDA grade stainless steel flush mount housing and can withstand aggressive washdown procedures.



Distance-based presence/absence detection or part positioning regardless of color or reflectivity of object and background.



Measurement

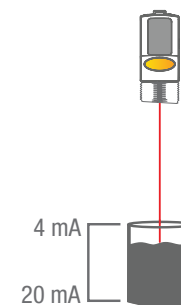


Application Challenge

Measuring the fill level of pills in a bottle helps ensure that the quantities inside the bottle are correct. However, the shape, edges, and gaps between pills create an inconsistent surface which is difficult to measure.

Application Solution

A Q4X analog sensor set up in trigger mode uses the averaging feature to provide a more consistent fill level measurement. A connected Q3X contrast sensor detects the leading edge of each bottle and uses a one-shot output timer to determine when and how long the Q4X will measure. The Q4X then measures across the varying surface inside the bottle and outputs a single analog value based on the average measurement.



Analog output for continuous measurement of part size, position, or fill level.

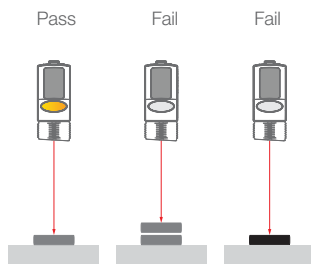

Error Proofing

Application Challenge

In a car speaker assembly the presence and placement of all components must be verified to ensure that defective or incomplete product is not shipped to the customer. The small sizes, slim profiles and similar colors of many components can make identifying errors difficult.

Application Solution

By measuring the distance from the face of the sensor to the mounting bracket, a Q4X verifies that a single spacer is present and properly seated. Using dual mode detection, the Q4X can also measure the amount of light received to determine if the spacer has been placed with the adhesive side up or down. The compact size of the Q4X allows for an unobtrusive installation into congested assembly stations.



Distance

✓

✗

✓

Color

✓

✓

✗

Inspections use distance to verify parts presence and position, and intensity to verify correct color or part orientation



Clear Object Detection

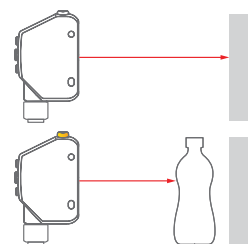


Application Challenge

Regulating the flow of bottles on a conveyor can prevent damage to the bottles, product loss, machine downtime, and helps to ensure that downstream processes progress smoothly. Variations in bottle shape, size, material, color, and transparency can make detecting bottles and accumulations difficult.

Application Solution

Taught to recognize a stable background condition, a Q4X operating in dual mode will detect any alteration in the distance to and light intensity from the background condition, making the sensor immune to variations in bottle shape, size, color, clarity, and reflectivity. The Q4X has integral on/off delays that can send a signal if an accumulation occurs.



Reliably detects transparent objects without the need of a retro reflector.

Q4X Laser Distance Sensor



Family	Housing Style	Output	Mode	Range	Connector
Q4X	T	B	LAF	100	Q8
	T = 18 mm Threaded Barrel	B = Bipolar Discrete NPN & PNP K = Dual Discrete with IO-Link	LAF = Laser Adjustable-Field	100 = 25-100 mm 300 = 25-300 mm 500 = 25-500 mm* 600 = 25-600 mm	Q8 = Integral QD QD models require mating cordset
		U = 0 to 10 V Analog I = 4 to 20 mA Analog		* Not available with Dual Discrete / IO-Link Output (K models)	
Family	Housing Style	Output	Mode	Range	Connector
Q4X	F	N	LAF	110	Q8
	F = Flush Mount	N = NPN P = PNP K = Dual Discrete with IO-Link	LAF = Laser Adjustable-Field	110 = 35-110 mm 310 = 35-310 mm 610 = 35-610 mm	Q8 = Integral QD QD models require mating cordset
		U = 0 to 10 V Analog I = 4 to 20 mA Analog			

Response Speed

User selectable as fast as:
Discrete and Dual Discrete: 1.5 ms
Analog: 0.5 ms

Operating Conditions

-10 to +50 °C

Environmental Rating

IP67, IP68, IP69K

Construction

Housing: 316L stainless steel
Lens cover: PMMA acrylic
Indicator & Display Window: Polysulfone

Certifications



Order
Now

Accessories



SMBQ4XFAM10
includes 10 mm bolt
for mounting

SMBQ4XFAM12
clamps directly onto industry
standard bracket systems of
1/2" or 12 mm rods

(add -SS to above
for stainless steel)



SMB18A
12-ga. stainless steel




SMBAMS18P
12-ga. cold-rolled steel



SMB46L2
12-ga. cold-rolled steel

Reference Targets for Clear Object Detection



BRT-Q4X-60X50
50 x 60 x 6 mm

BRT-Q4X-60X18
18 x 60 x 6 mm

Cordsets for Analog Models 0 to 10 V, 4 to 20 mA



5-Pin

**M12/ Euro-Style
with shield**
Straight connector models
listed; for right-angle,
add **RA** to the end of the
model number (example,
MQDEC2-506RA)

MQDEC2-506
2 m (6.5')
MQDEC2-515
5 m (15')
MQDEC2-530
9 m (30')



5-Pin

**M12/ Euro-Style
Washdown (IP69K)**
Straight connector
models only

MQDCWD-506
2 m (6.5')
MQDCWD-530
9 m (30')

Cordsets for Other Models Bipolar (5-pin) and PNP, NPN and Dual Discrete (4-pin)



4-Pin

M12/Euro-Style
Straight connector models
listed; for right-angle,
add **RA** to the end of the
model number (example,
MQDC1-506RA)

MQDC-406
2 m (6.5')
MQDC-415
5 m (15')
MQDC-430
9 m (30')

5-Pin

MQDC1-506
2 m (6.5')
MQDC1-515
5 m (15')
MQDC1-530
9 m (30')



4-Pin

**M12/ Euro-Style
Washdown (IP69K)**
Straight connector
models only

MQDC-WDSS-0406
2 m (6.5')
MQDC-WDSS-0415
5 m (15')
MQDC-WDSS-0430
9 m (30')

5-Pin

MQDC-WDSS-0506
2 m (6.5')
MQDC-WDSS-0515
5 m (15')
MQDC-WDSS-0530
9 m (30')



PN 183055 rev. F

© 2018 Banner Engineering Corp. Minneapolis, MN USA

1-888-373-6767

www.bannerengineering.com

